



District Report Card: 2017


State: Chhattisgarh	District: Bilaspur (chhattisgarh)
Class: 3	Subject: Language
Schools: 61	Students: 1363


Participation/Coverage


Students

<div>GENDER</div> <div></div>	Boys		Girls	
	Number	%	Number	%
	767	56.27	596	43.73

<div>AREA</div> <div></div>	Rural		Urban	
	Number	%	Number	%
	1200	88.04	163	11.96

<div>CATEGORY</div> <div></div>	SC		ST		OBC		GEN	
	Number	%	Number	%	Number	%	Number	%
	328	24.06	334	24.50	668	49.01	33	2.42

<div>CWSN</div> <div></div>	LD	VI	HI	S&LD	ID	Oth
	1	1	0	5	6	28

<div>Management</div> <div></div>	Government		Government-aided	
	Number	%	Number	%
	1325	97.21	38	2.79

Average Performance of Students in Language (%)

Overall	Gender		Area		Management		Social Group			
	Male	Female	Rural	Urban	Govt.	Aided	SC	ST	OBC	GEN
58.87	58.36	59.53	57.82	66.63	58.74	63.51	53.21	60.26	60.73	63.43

Performance on Learning Outcomes (LOs)

Learning Outcomes	Description	Average Performance(%)
L304	Reads small texts with comprehension i.e., identifies main ideas, details, sequence and draws conclusions	59.97
L312	Reads printed scripts on the classroom walls: poems, posters, charts etc.	56.67

Range of Performance of Students who Answered Correctly							
Below 30%		30% - 50%		50% - 75%		Above 75%	
Number	%	Number	%	Number	%	Number	%
270	19.81	154	11.30	434	31.84	505	37.05

Lowest Performing Learning Outcomes (LOs)

1 - Reads printed scripts on the classroom walls: poems, posters, charts etc. (56.67)

2 - Reads small texts with comprehension i.e., identifies main ideas, details, sequence and draws conclusions (59.97)